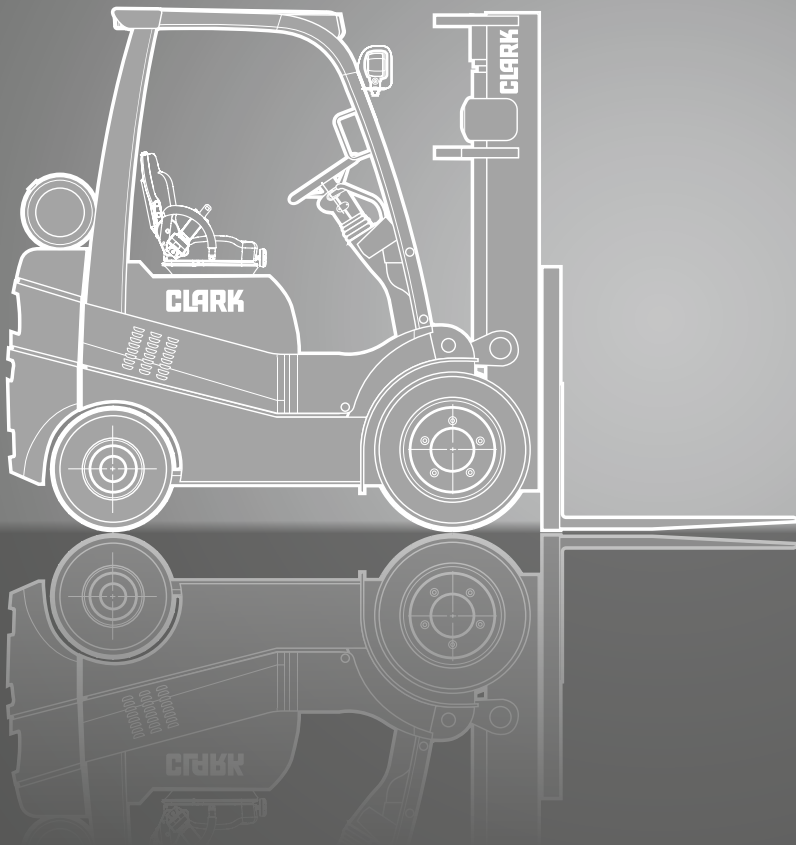


C15C/18C/20sC

LPG engine

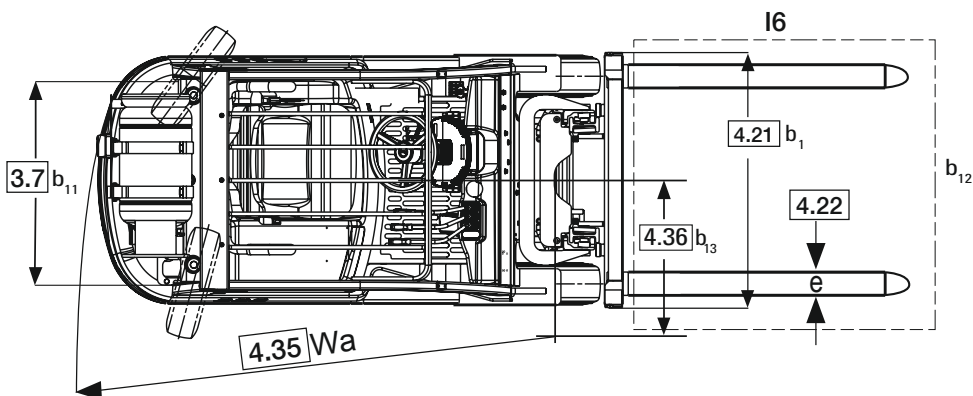
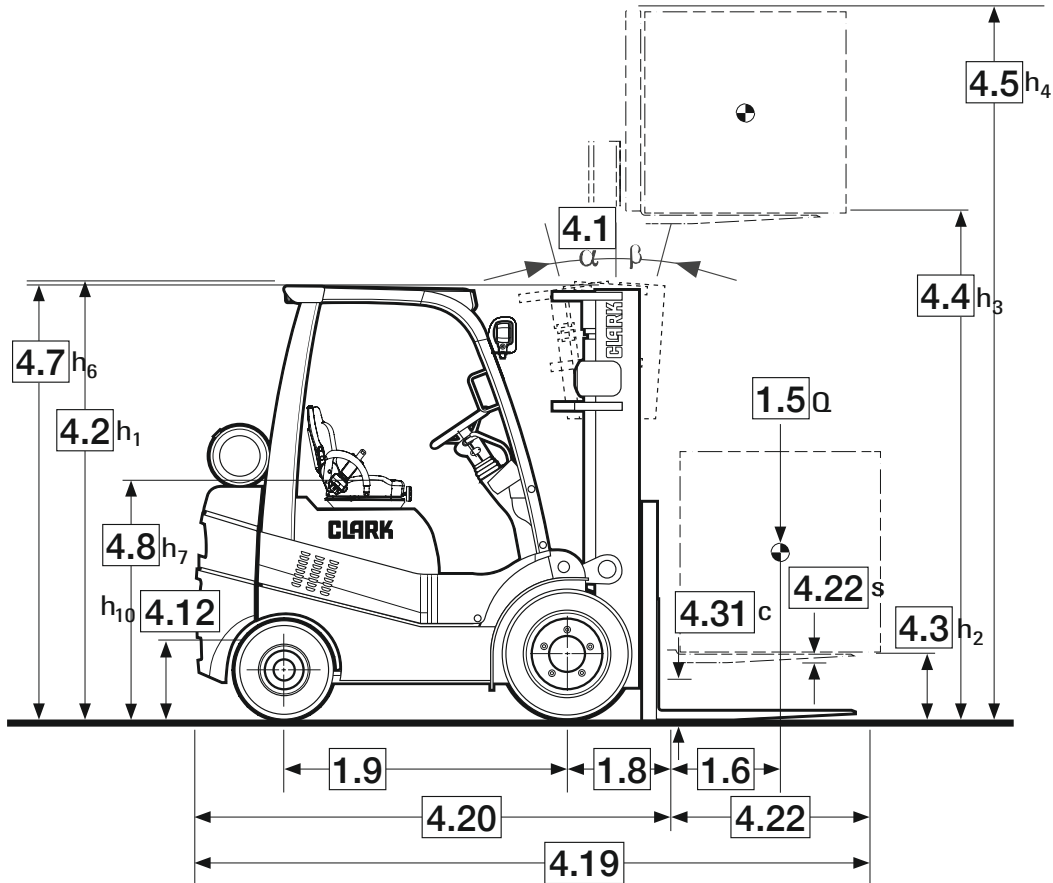
Cushion tyres

1500 kg 1800 kg 2000 kg



DIMENSIONS

C15C/18C/20sC



$$A_{st} = Wa + x + l_6 + a$$

applies only if $\frac{b_{12}}{2} < b_{13}$

$$A_{st} = Wa + \sqrt{(l_6 + x)^2 + \left(\frac{b_{12}}{2} - b_{13}\right)^2} + a$$

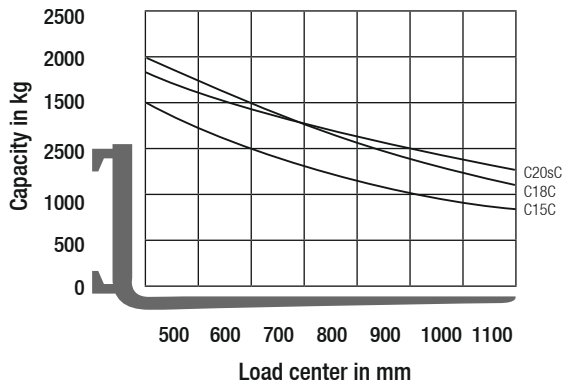
applies only if $\frac{b_{12}}{2} \geq b_{13}$

$a = 200$

For corresponding data see Specification Chart.

GENERAL DATA

Truck Capacities Capacity at different load centres



NOTE:

The listed capacities are valid only for the standard upright in vertical position with standard fork carriage and standard forks, up to max. lifting height of 3285mm. The centre of gravity of the load may be displaced by max. 100mm against the longitudinal centre line of the truck. Load centre is determined from top and front face of forks. The values are based on a 1000mm, cube load configuration with the centre of gravity at the true centre of the cube. With upright tilted forward lower capacity values are valid. Attachments, longer forks, exceptional load dimensions and higher lifting heights may reduce the capacity.

Upright table C15C/C18C/C20sC

	Maximum fork height (h3)	Mast lowered (h1)	Mast extended (h4)		Free lift (h2)	
			with load backrest	without load backrest	with load backrest	without load backrest
	mm	mm	mm	mm	mm	mm
Standard	2265	1693	3489	2884	110	110
	2545	1833	3769	3164		
	2795	1958	4019	3414		
	3085	2103	4309	3704		
	3285	2203	4509	3904		
	3640	2380	4863	4258		
	4070	2653	5293	4688		
	4365	2853	5589	4984		
	4655	3048	5877	5272		
	5145	3378	6365	5760		
Triplex	3970	1833	5192	4566	612	1238
	4345	1958	5567	4941	737	1363
	4780	2103	6002	5376	882	1508
	5185	2253	6406	5780	1032	1658
	5400	2343	6620	5994	1122	1748
	5565	2413	6786	6160	1192	1818
	5720	2478	6936	6310	1257	1883
	6015	2603	7238	6612	1382	2008
	6470	2793	7690	7064	1572	2198
	7075	3048	8296	7670	1827	2453
Hi-Lo	2925	1958	4147	3520	737	1363
	3215	2103	4436	3809	882	1508
	3515	2253	4736	4109	1032	1658
	3695	2343	4916	4289	1122	1748
	3810	2413	5033	4406	1192	1818

Performance may vary +5% and -10% due to motor and system efficiency tolerance. The performance shown represents nominal values which may be obtained under typical operating conditions of a machine. CLARK products and specifications are subject to change without notice.

SPECIFICATIONS

Product Specifications acc. to VDI 2198

	1.1 Manufacturer (Abbreviation)	CLARK	CLARK	CLARK
Specifications	1.2 Manufacturer's designation	C15C	C18C	C20sC
	1.3 Drive unit Diesel, LPG	LPG	LPG	LPG
	1.4 Operator type stand on/driver seated	Driver seated	Driver seated	Driver seated
	1.5 Load capacity/rated load Q (kg)	1500	1800	2000
	1.6 Load centre distance c (mm)	500	500	500
	1.8 Load centre distance, centre of drive axle to fork face x (mm)	380	380	380
	1.9 Wheelbase y (mm)	1220	1220	1220
Weight	2.1 Service weight kg	2746	2962	3104
	2.2 Axle loading, laden front/rear kg	3740/507	4210/552	4507/598
	2.3 Axle loading, unladen front/rear kg	1164/1583	1094/1868	1044/2060
Tyres, Chassis	3.1 Tyre type, C = Cushion	C	C	C
	3.2 Tyre size, front	18 x 6 x 12.125	18 x 7 x 12.125	18 x 7 x 12.125
	3.3 Tyre size, rear	14 x 4.5 x 8	14 x 4.5 x 8	14 x 4.5 x 8
	3.5 Wheels, number front/rear (x = drive wheels)	2x/2	2x/2	2x/2
	3.6 Tread, front b10 (mm)	789	803	803
	3.7 Tread, rear b11 (mm)	822	822	822
	Dimensions	4.1 Tilt of upright/fork carriage, α/β Grad	8/8	8/8
4.2 Height, upright lowered h1 (mm)		2103	2103	2103
4.3 Freelift h2 (mm)		110	110	110
4.4 Lift height *1 h3 (mm)		3285	3285	3285
4.5 Height, upright extended (with LBR) h4 (mm)		4509	4509	4509
4.7 Height overheadguard h6 (mm)		2060	2060	2060
4.8 Seat height h7 (mm)		1092	1092	1092
4.12 Coupling height h10 (mm)		305	305	305
4.19 Overall length l1 (mm)		3108	3150	3178
4.20 Length to face of forks l2 (mm)		2038	2080	2108
4.21 Width b1 (mm)		940	981	981
4.22 Fork dimensions s • e • l (mm)		40 x 100 x 1070	40 x 100 x 1070	40 x 100 x 1070
4.23 Fork carriage DIN 15173, A, B		CLASS IIA	CLASS IIA	CLASS IIA
4.24 Fork carriage width b3 (mm)		840	840	840
4.31 Ground clearance minimum m1 (mm)		83	83	83
4.32 Ground clearance centre of wheelbase m2 (mm)		127	127	127
4.33 Aisle width for pallets (l6-b12) 1000 x 1200 crossways Ast (mm)		3515	3556	3584
4.34 Aisle width for pallets (l6-b12) 800 x 1200 lengthways Ast (mm)	3710	3752	3780	
4.35 Outside turning radius Wa (mm)	1930	1972	2000	
4.36 Internal turning radius b13 (mm)	478	499	499	
Performances	5.1 Travel speed laden/unladen km/h	15.7/16.0	15.7/16.0	15.7/16.0
	5.2 Lift speed laden/unladen m/s	0.67/0.68	0.66/0.68	0.65/0.68
	5.3 Lowering speed laden/unladen m/s	0.47/0.43	0.45/0.42	0.45/0.42
	5.6 Max. drawbar pull laden/unladen *2 *3 N	18.717/6.847	18.698/6.435	18.649/6.141
	5.8 Max. gradeability laden/unladen *2 *3 %	51.8/18.9	44.3/16.5	40.9/15.0
	5.10 Service brake	Drum&Shoe	Drum&Shoe	Drum&Shoe
I.C.- Engine	7.1 Manufacturer/Type	HMC 2.4	HMC 2.4	HMC 2.4
	7.2 Rated output acc. To SAE J1349 kW	38.0	38.0	38.0
	7.3 Rated speed min-1	2500	2500	2500
	7.4 No. of cylinders/displacement /cm3	4/2359	4/2359	4/2359
	7.5 Fuel consumption acc. VDI-Cyclus LPG = kg/h	-	-	-
Miscellaneous	8.2 Operating pressure for attachments bar	max. 140	max. 140	max. 140
	8.3 Oil volume for attachments l/min	max. 35	max. 35	max. 35
	8.4 Sound level, driver's ear acc. EN 12053 dB (A)	79	79	79
	8.5 Towing coupling, class/type DIN	PIN	PIN	PIN

*1) Further lift heights see upright table *2) With 1.6 km/h *3) Without load at friction coefficient $\mu = 0.6$

PRODUCT DESCRIPTION



If your application requires particularly compact forklifts, then the CLARK LPG forklifts with cushion tyres of the C15C C20sC series are the right choice. In contrast to series with pneumatic or superelastic tyres, these trucks have an even smaller turning radius and a very compact designed counterweight. They are therefore ideal for use in space critical applications.

Driver's Compartment

The driver accesses the operator compartment via a large, low, perforated non-slip metal step. A grab handle on the driver's side of entry makes it easy to climb up and down the truck. The floor covering in the footwell is made of non-slip material and ensures a high degree of slip resistance. The tiltable steering column and an easily adjustable comfort seat with excellent legroom ensure optimal adjustment to the driver's individual body size. The foot pedals are arranged in the same way as a car. The ergonomic control levers are smooth and predictable to operate, allowing the driver to concentrate on his work. The clear display shows the operating data in real time. A well-thought-out arrangement of chains and hoses on the mast provide the operator with a large field of vision. Easily accessible storage compartments and an intuitive, foot-operated parking brake complete the operator's station.

Engine, Transmission

The HMC 2.4 LPG engine complies with the EU exhaust gas regulations and is equipped with a 3-way catalytic converter as standard. The HMC LPG engine is durable and easy to maintain, as it has a timing chain. This engine variant is based on a continuously variable automatic CLARK powershift transmission. Together with the drive axle, this transmission forms a compact, powerful unit and is directly connected to the engine. The temperature of both the engine and the transmission is monitored. If limit values are exceeded, the engine is switched off for safety.

Brake System

A self-adjusting drum brake as a service and parking brake ensures high safety with minimal maintenance. Relaxed and concentrated work is possible, as only a small amount of force is required to apply the service brake.

Steering System

The hydrostatic power steering system makes steering easy, with full lock reached in just a few turns of the steering wheel. Road impacts on the steering wheel are absorbed. The steering axle is pendulum-mounted in rubber/steel elements. The short track rods require no adjustment and, together with the steering cylinder, guarantee precise and durable straight-line steering. The kingpins are mounted in lubricated taper roller bearings and the track rods in lubricated self-aligning bearings.

Hydraulic System

A full-flow return filtration system filters the oil on every return to the tank. Coarse particles are filtered directly via an intake filter and do not enter the oil circuit in the first place. This ensures the longevity of all hydraulic components. A high-performance pump supplies the oil for the mast functions and the hydrostatic steering. The steering circuit is primarily supplied via a flow distributor. The load is handled by a sensitive and precisely responding control valve. Additional safety is provided by the power break safety device, which prevents uncontrolled lowering of the load.

Upright

The clear-view masts are available in standard, hi-lo and triplex versions. The nested profiles provide high strength even under the heaviest loads. The inclined mast rollers are easily accessible for adjustment work. The tilt cylinders are mounted in self-aligning bearings, which increases the service life of the complete cylinder. An integrated tilt lock valve prevents the mast from tilting forward too quickly or unintentionally. The forks with hook suspension are forged and held in the desired position by adjustable locks. The CLARK mast damping reduces shocks and vibrations during the transition between the individual mast steps. This protects both the goods and the truck. The robust 6-roller fork carriage underlines the durability of this design even in tough applications.

Other standard equipment

Working lights, flashing lights at the front, treadless bandage tyres (solid rubber tyres), rear combination light with brake light and reversing light, white, vinyl seat, painting in the luminous safety colour „CLARK Green“, driver's cell, driver's cell, lift mast and rims in black.

Additional equipment

Treaded drum tyres, non-marking drum tyres, integrated or mounted sideshifts, additional hydraulic functions, quick-change couplings, rear-view mirrors, strobe lights, various seats, reverse handle with horn, additional storage compartment, and much more.

Security

The C15C-20sC series is CE certified and complies with all European safety standards for industrial trucks.

Talk to your CLARK dealer to find the optimum equipment for you.

TotalTruck@TotalTruck.dk / www.lagereksperten.dk

CLARK Europe GmbH
Dr.-Alfred-Herrhausen-Allee 33
47228 Duisburg / Germany
Tel.: +49 (0)2065 499 13-0
Fax: +49 (0)2065 499 13-290
E-Mail: Info-europe@clarkmheu.com
www.clarkmheu.com

Dealer:



TotalTruck A/S

CVR-nr. DK 26 12 66 22

Lucernetofte 5 · 5550 Langeskov
Tlf. +45 70 27 99 88